

# Deep Well Guarded Punch References

- Full guarded punch with base, bladed top and syringe

Full Deep Well Guarded Punch - Single Use	
References	Sizing diameter
For graft sizing	
17212D750	7,5 mm
17212D775	7,75 mm
17212D800	8 mm
17212D825	8,25mm
17212D850	8,5 mm
For peripheral scoring	
17212D950	9,5 mm
17212D1000	10 mm

- Stand-alone bladed top for peripheral scoring

Stand-alone bladed top - Single Use	
References	Sizing diameter
17213D950	9,5 mm
17213D1000	10 mm

Reference:

- 1 Eye Bank Association of America. Eye banking statistical report 2019. EBAA. All rights reserved, 2018
- 2 Liaboe C, Vislisel JM, Schmidt GA, Greiner MA. Corneal Transplantation: From Donor to Recipient. May 19, 2015; Available from: <http://EyeRounds.org/tutorials/cornea-transplant-donor-to-recipient>
- 3 Gain P, Jullienne R, He Z, et al. Global Survey of Corneal Transplantation and Eye Banking. JAMA Ophthalmol. 2016;134(2):167–173.

## To obtain more information

MORIA SA  
15, rue Georges Besse  
92160 Antony  
FRANCE  
Phone: +33 (0) 1 46 74 46 74  
Fax: +33 (0) 1 46 74 46 70  
[www.moria-surgical.com](http://www.moria-surgical.com)

MORIA Inc  
1050 Cross Keys Drive  
Doylestown, PA 18902  
USA  
Phone: (800) 441 1314  
Fax: + 1 (215) 230 7670  
Email: [orders@moriusa.com](mailto:orders@moriusa.com)



MORIA #67081US-A-12.2019

## Keratoplasty

# The Deep Well Guarded Punch

Optimize Your **DMEK** graft preparation with Moria technology



Punch with Precision...  
Punch with Accuracy...  
Punch with **CONTROL**





# Optimize Your **DMEK** graft preparation with Moria technology

## Moria: Your Partner for a Controlled DMEK Graft Preparation

DMEK procedures are increasingly performed, becoming a preferred endothelial keratoplasty among surgeons due to numerous, proven clinical benefits (1). However, DMEK graft selection requires strict and accurate criteria (2) making proper tissue preparation critical due to the competitive eye banking nature and stringent tissue parameters developed by surgeons (3).

In this context, Moria is delighted to have worked with eye banks to design a specific DMEK guarded punch to meet your challenge of producing optimal grafts with appropriate endothelial quality.


## The New Deep Well Guarded Punch: Designed to Fit Your Needs

### You do...

Graft preparation

Graft preparation + final sizing

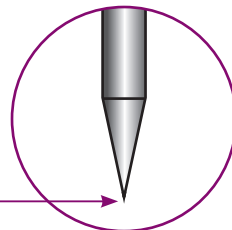
### You need...



## The Deep Well Guarded Punch


### PRECISION...

Double bevelled blade for a **precise cut**  
360° Guarded blade top for a uniform **depth cut**



### EFFICIENT HOLDING OF THE CORNEA...

Homogenic suction system for a **secured cornea support**





### PROPER "S" STAMPING....

4 fixed cardinal hole locations to assist with proper "S" stamp placement, while facilitating hinge on stromal plug

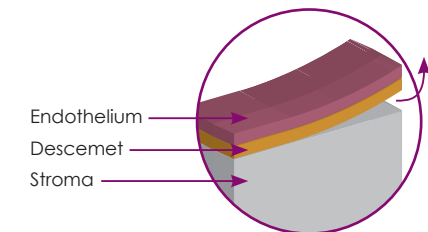
### ERGONOMIC...

Shallow base for **working comfort** under microscope



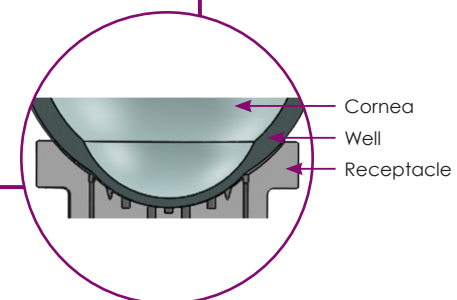
Guarded blade to **facilitate the cleavage plane identification**  
Stainless steel blade top and aluminum base for a **smooth and controlled punch**

### ...CONTROL



### ...GOOD POSITIONING OF THE CORNEA

8,5 mm centering groove for **precise cornea positioning when sizing**  
Deep and double curved well enabling the cornea to lie in its **most natural position**



### ...STABILITY

Large & stable base with finger prints designed for **easy handling**