


One Use-Plus SBK



- 100-micron, planar flaps
- Accurate, predictable & safe as Femto-SBK
- Smoother stromal bed for more comfort
- No haze and other femto-complications
- ... At a fraction of the cost

MORIA's OUP SBK system has become a favoured choice among LASIK surgeons worldwide. Yet, in addition to its well-known and accepted benefits, **have you heard about its new OVAL FLAP option ?**



OVAL ring Options for OVAL flaps

(#19391/-/OV, +1, +2, +3 rings for Asian eyes)

New

Ideally fit round and oval shaped cornea

« It is a great idea to have oval ring and get a more physiological flap. It takes the shape of cornea, **vertical diameter is reduced and the hinge moves on the periphery** so that risk of hinge ablation is significantly reduced. »

Ramesh C. Shah, MD (India)

Match most of ablation patterns for astigmatic correction

«The majority of myopic astigmatic refractive patients have either with-the-rule or oblique astigmatism. This results in **an oval horizontal corrective ablation pattern that can be symmetrically applied to an oval horizontal corneal flap bed.**»⁽²⁾

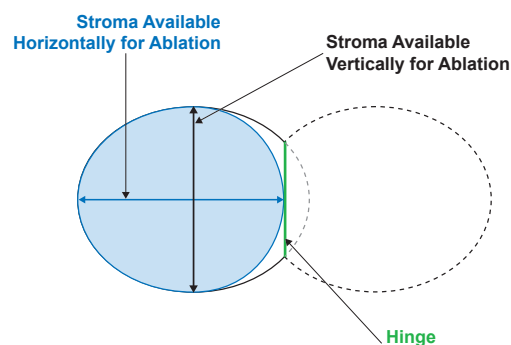
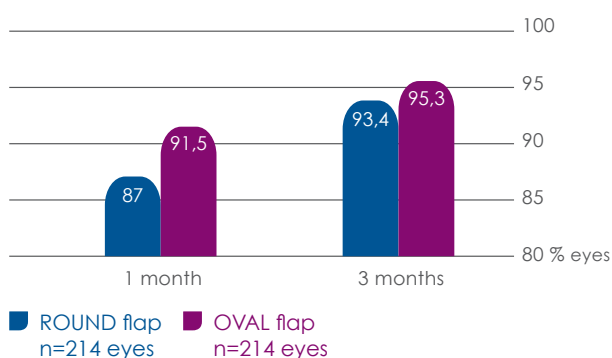
Louis E. Probst, MD (USA)

Provide better outcomes

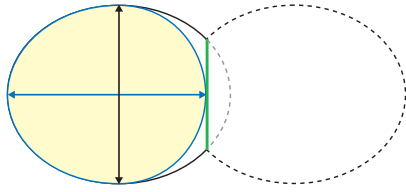
« One Use-Plus SBK oval suction ring effectively and safely creates oval flaps in eyes of Asian patients... **Oval flap creation provides better surgical outcomes.** »

Bai Ji, MD (China)

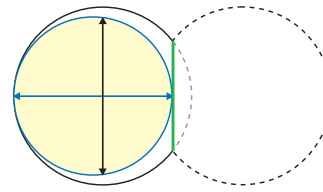
UCVA recovery depending on flap shape⁽¹⁾



OVAL rings for OVAL flaps



OVAL flap with unique Moria OVAL rings



Standard round

■ Maximize stromal bed exposure by preserving hinge from photoablation

“Now we have the potential to individualize our patients’ LASIK flaps especially in case of horizontal astigmatism, same as used during FemtoLASIK when we oversize..”

Renato Neves, MD (Brazil)

■ Less superior bleeding without reducing ablation zone

« In my opinion the oval rings offer lesser superior bleeding from pannus with bigger hinge width compared with the round rings which is beneficial in all cases of SBK. »

Sudhank Bharti, MD (India)

■ Optimal flap edge architecture ⁽¹⁾

“Oval rings provide less irregularity than round rings with less bleeding and more room for ablation in case of against-the-rule astigmatism.”

Tran Hai Yen, MD (Vietnam)

With all unique features of Moria proprietary ring design...

Several suction rings with adjustable stops:
to fit K readings from 39 to 49 diopters
to customize flap dimensions and hinge length

... and no equipment modification or upgrade required:

Work with today’s OUP handpieces with calibrated 90- (SBK) and 130- μ m heads

Ask your distributor for a demo and commercial offer!

(1) Bai Ji. Corneal flaps individualized with precise mechanical microkeratome. 29th ESCRS; Sept 17-21 2011; Vienna, Austria

(2) Probst LE. Astigmatic orientation in refractive patients as a benefit of oval LASIK flaps. IOVS 2012;53: E-Abstract 1482

To obtain more information



MORIA SA
15, rue Georges Besse
92160 Antony
FRANCE
Phone: +33 (0) 1 46 74 46 74
Fax: +33 (0) 1 46 74 46 70
www.moria-surgical.com

MORIA Inc
1050 Cross Keys Drive
Doylestown, PA 18902
USA
Phone: (800) 441 1314
Fax: +1 (215) 230 7670
www.moria-surgical.com

MORIA JAPAN KK
Inami Bldg. 6F
3-24-2 Hongo Bunkyo-ku
Tokyo 113-0033
JAPAN
Phone: +81 3 5842 6761
Fax: +81 3 5842 6762
www.moriajapan.com

Moria Shanghai Office
RM4, 10 FL, Kai Li Building
N°432 Huai Hai West Road
200052 Shanghai
CHINA
Phone: +86 21 5258 5068
Fax: +86 21 5258 5067
www.moria-surgical.com.cn

Moria
Leading Innovations in Ophthalmology